

# Free-Standing 4C Horizontal Mailboxes

continued on pages 26 - 27

## FREE-STANDING 4C HORIZONTAL MAILBOXES FRONT LOADING PRIVATE ACCESS

Made of heavy duty aluminum and stainless steel hardware, Salsbury 3900 series free-standing 4C horizontal mailboxes are accessed from the front through one or two (2) easy opening master door panels. Free-standing 4C horizontal mailboxes include a U.S.P.S. approved 4C horizontal mailbox, master commercial lock(s) and matching free-standing enclosure and are available in configurations that are one door wide (single column) and two (2) doors wide (double column). The durable and corrosion resistant units feature a powder coated finish available in four (4) contemporary colors and are designed for indoor and outdoor use. Free-standing 4C mailboxes are available with standard mailbox doors (MB1) that are 12-3/4" W x 3-1/4" H. Larger MB2, MB3 and MB4 mailbox doors are available for custom units - see door sizes on page 31. All pre-numbered mailbox doors include a heavy duty cam lock with a dust/rain shield and three (3) keys. Each unit includes a compartment for outgoing mail collection and is labeled "Outgoing Mail". The outgoing mail compartment includes a weather protection flap and an 11-3/4" W x 3/4" H mail slot. Fully integrated and stand-alone parcel lockers are available in heights ranging from the equivalent of three (3) standard MB1 mailbox doors (PL3 - 10-1/4" high) to six (6) standard MB1 mailbox doors (PL6 - 20-3/4" high). The Salsbury maximum height units (3916D-15) have three (3) fully integrated parcel lockers (2 PL4.5 and 1PL5) and fifteen (15) standard MB1 mailbox doors providing one parcel locker for every five (5) tenant compartments. Free-standing 4C horizontal mailboxes provide a convenient means of installing 4C horizontal mailboxes in locations where a wall mounted application is not desired or available. For U.S.P.S. approved recessed mounted units, please see our recessed mounted 4C horizontal mailboxes on pages 16-19.




#3916D-20 maximum height free-standing 4C horizontal mailbox unit in aluminum finish displayed

# 4C

Note: Salsbury 3900 series free-standing 4C horizontal mailboxes include a U.S.P.S. approved 4C horizontal mailbox unit, a matching enclosure and master commercial lock(s) for private access. For access by the U.S. Postal Service, contact your local postmaster for approval.

## 4C MAILBOX CONFIGURATOR



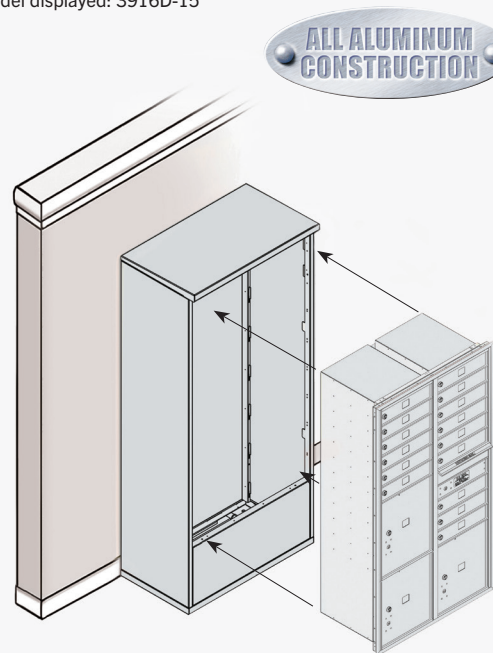
Access our 4C Configurator at:

[www.mailboxes.com/Mailbox-Configurator](http://www.mailboxes.com/Mailbox-Configurator)

Our 4C mailbox configurator will assist in determining the ideal combination of mailboxes and parcel lockers based on your specific requirements. This robust tool also allows you to customize 4C mailbox units and add numbering sequences to drawings. In addition to clear and easy to read elevation line drawings with dimensions, our online mailbox configurator will also provide you with PDF, Word, Excel and AutoCAD drawing files to download for your project. Purchasing products and requesting a quote online is simple and convenient.

## SAMPLE FREE-STANDING INSTALLATION

Model displayed: 3916D-15



Note: It is recommended that all free-standing 4C horizontal mailbox units be floor and/or wall anchored.

## MAXIMUM HEIGHT UNITS - 72-1/8" H

## 11 DOOR HIGH UNITS - 69-3/8" H



3916D-20



3916D-15



3911D-20

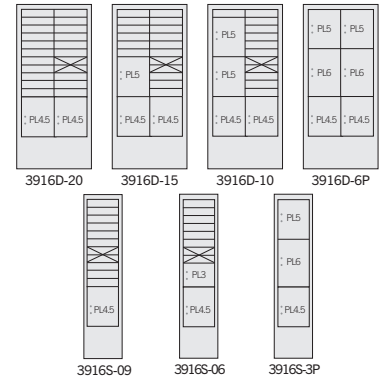


3911D-10

### FREE-STANDING 4C HORIZONTAL MAILBOXES - INCLUDES 4C MAILBOX AND ENCLOSURE

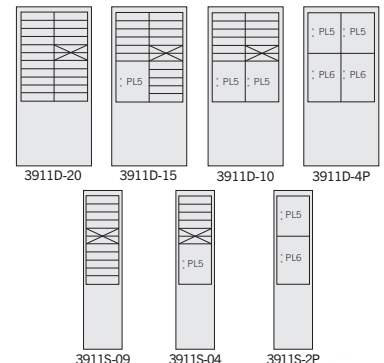
MODEL	DESCRIPTION	UNIT SIZE (includes enclosure)	WEIGHT
<b>MAXIMUM HEIGHT UNITS - 72-1/8" H (includes enclosure)</b>			
3916D-20 <sup>1</sup>	20 MB1 Doors and 2 Parcel Lockers (PL4.5's)	31-3/4" W x 72-1/8" H x 18-1/2"D	255 lbs.
3916D-15 <sup>1</sup>	15 MB1 Doors and 3 Parcel Lockers (PL4.5's, PL5)	31-3/4" W x 72-1/8" H x 18-1/2"D	245 lbs.
3916D-10 <sup>1</sup>	10 MB1 Doors and 4 Parcel Lockers (PL4.5's, PL5's)	31-3/4" W x 72-1/8" H x 18-1/2"D	235 lbs.
3916D-6P <sup>1</sup>	6 Parcel Lockers (PL4.5's, PL5's, PL6's)	31-3/4" W x 72-1/8" H x 18-1/2"D	230 lbs.
3916S-09 <sup>1</sup>	9 MB1 Doors and 1 Parcel Locker (PL4.5)	17-3/4" W x 72-1/8" H x 18-1/2"D	145 lbs.
3916S-06 <sup>1</sup>	6 MB1 Doors and 2 Parcel Lockers (PL3, PL4.5)	17-3/4" W x 72-1/8" H x 18-1/2"D	145 lbs.
3916S-3P <sup>1</sup>	3 Parcel Lockers (PL4.5, PL5, PL6)	17-3/4" W x 72-1/8" H x 18-1/2"D	140 lbs.

### MAXIMUM HEIGHT UNITS - 72-1/8" H



MODEL	DESCRIPTION	UNIT SIZE (includes enclosure)	WEIGHT
<b>11 DOOR HIGH UNITS - 69-3/8" H (includes enclosure)</b>			
3911D-20 <sup>1</sup>	20 MB1 Doors - no Parcel Lockers	31-3/4" W x 69-3/8" H x 18-1/2"D	225 lbs.
3911D-15 <sup>1</sup>	15 MB1 Doors and 1 Parcel Locker (PL5)	31-3/4" W x 69-3/8" H x 18-1/2"D	215 lbs.
3911D-10 <sup>1</sup>	10 MB1 Doors and 2 Parcel Lockers (PL5's)	31-3/4" W x 69-3/8" H x 18-1/2"D	215 lbs.
3911D-4P <sup>1</sup>	4 Parcel Lockers (PL5's, PL6's)	31-3/4" W x 69-3/8" H x 18-1/2"D	210 lbs.
3911S-09 <sup>1</sup>	9 MB1 Doors - no Parcel Lockers	17-3/4" W x 69-3/8" H x 18-1/2"D	130 lbs.
3911S-04 <sup>1</sup>	4 MB1 Doors and 1 Parcel Locker (PL5)	17-3/4" W x 69-3/8" H x 18-1/2"D	130 lbs.
3911S-2P <sup>1</sup>	2 Parcel Lockers (PL5, PL6)	17-3/4" W x 69-3/8" H x 18-1/2"D	120 lbs.

### 11 DOOR HIGH UNITS - 69-3/8" H



**Current Pricing and Volume Discounts Available at Mailboxes.com!**

<sup>1</sup> Specify




more  
free-standing  
4C horizontal mailboxes  
available on pages 26-27 and online



# Free-Standing 4C Horizontal Mailboxes

for custom 4C mailbox units and options — see pages 28 - 31

- Ideal for Private Mail Delivery Applications Including Military Bases and Student Housing
- Designed for Applications when Wall Installations are Not Available
- Outgoing Mail Compartment
- Fully Integrated Parcel Locker(s)
- For Indoor or Outdoor Use
- Engraved Doors or Placards Available
- ADA Compliant Units Available  - see page 27 or visit: [www.mailboxes.com/ADA-4C-Mailboxes](http://www.mailboxes.com/ADA-4C-Mailboxes)

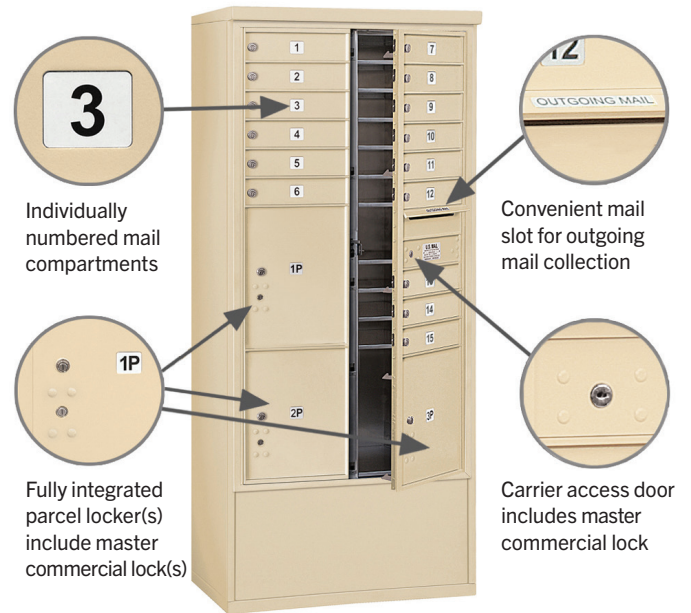


#3916D-15 maximum height free-standing 4C horizontal mailboxes in bronze finish with optional custom engraved doors - regular (#3768) displayed

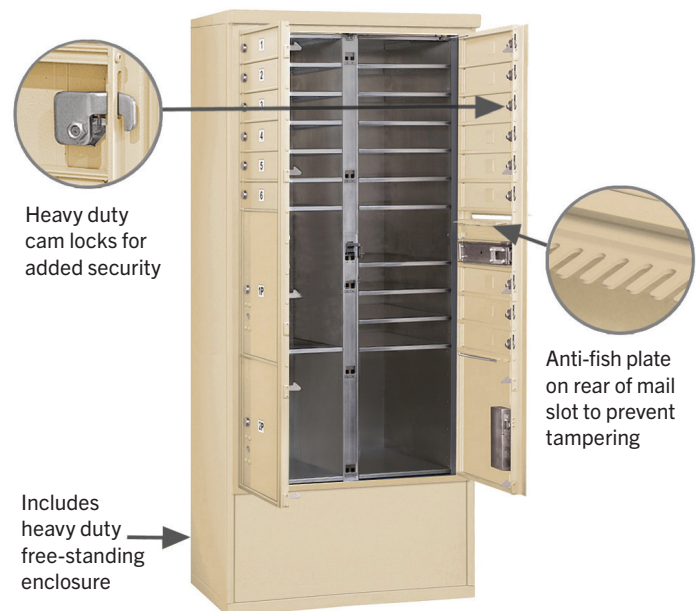
## 4C

Note: Salsbury 3900 series free-standing 4C horizontal mailboxes include a U.S.P.S. approved 4C horizontal mailbox unit, a matching enclosure and master commercial lock(s) for private access. For access by the U.S. Postal Service, contact your local postmaster for approval.

### STANDARD FEATURES



Front views of 3916D-15 in sandstone finish displayed



**ALL ALUMINUM  
CONSTRUCTION**

## 10 DOOR HIGH UNITS\* - 52-7/8" H

## 6 DOOR HIGH UNITS\* - 52-7/8" H



3910D-10



3910S-04



3906D-10



3906S-04

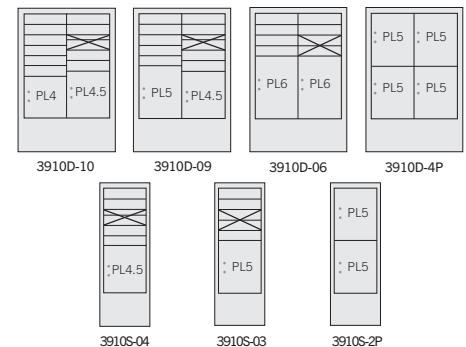


\* All units meet ADA reach requirements when installed with the tenant locks in the top row of mailboxes no more than 48" above the finished floor and the bottom shelf of the lowest row of mailboxes no less than 28" above the finished floor.

### FREE-STANDING 4C HORIZONTAL MAILBOXES - INCLUDES 4C MAILBOX AND ENCLOSURE

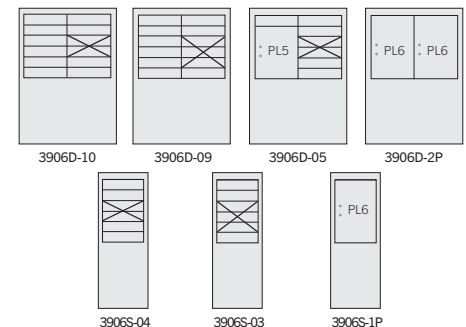
MODEL	DESCRIPTION	UNIT SIZE (includes enclosure)	WEIGHT
<b>10 DOOR HIGH UNITS - 52-7/8" H (includes ADA compliant enclosure)</b>			
3910D-10 <sup>1</sup>	10 MB1 Doors and 2 Parcel Lockers (PL4, PL4.5)	31-3/4" W x 52-7/8" H x 18-1/2" D	190 lbs.
3910D-09 <sup>1</sup>	9 MB1 Doors and 2 Parcel Lockers (PL4.5, PL5)	31-3/4" W x 52-7/8" H x 18-1/2" D	190 lbs.
3910D-06 <sup>1</sup>	6 MB1 Doors and 2 Parcel Lockers (PL6's)	31-3/4" W x 52-7/8" H x 18-1/2" D	185 lbs.
3910D-4P <sup>1</sup>	4 Parcel Lockers (PL5's)	31-3/4" W x 52-7/8" H x 18-1/2" D	180 lbs.
3910S-04 <sup>1</sup>	4 MB1 Doors and 1 Parcel Locker (PL4.5)	17-3/4" W x 52-7/8" H x 18-1/2" D	110 lbs.
3910S-03 <sup>1</sup>	3 MB1 Doors and 1 Parcel Locker (PL5)	17-3/4" W x 52-7/8" H x 18-1/2" D	105 lbs.
3910S-2P <sup>1</sup>	2 Parcel Lockers (PL5's)	17-3/4" W x 52-7/8" H x 18-1/2" D	100 lbs.

#### 10 DOOR HIGH UNITS - 52-7/8" H



MODEL	DESCRIPTION	UNIT SIZE (includes enclosure)	WEIGHT
<b>6 DOOR HIGH UNITS - 52-7/8" H (includes ADA compliant enclosure)</b>			
3906D-10 <sup>1</sup>	10 MB1 Doors - no Parcel Lockers	31-3/4" W x 52-7/8" H x 18-1/2" D	155 lbs.
3906D-09 <sup>1</sup>	9 MB1 Doors - no Parcel Lockers	31-3/4" W x 52-7/8" H x 18-1/2" D	155 lbs.
3906D-05 <sup>1</sup>	5 MB1 Doors and 1 Parcel Locker (PL5)	31-3/4" W x 52-7/8" H x 18-1/2" D	150 lbs.
3906D-2P <sup>1</sup>	2 Parcel Lockers (PL6's)	31-3/4" W x 52-7/8" H x 18-1/2" D	145 lbs.
3906S-04 <sup>1</sup>	4 MB1 Doors - no Parcel Lockers	17-3/4" W x 52-7/8" H x 18-1/2" D	90 lbs.
3906S-03 <sup>1</sup>	3 MB1 Doors - no Parcel Lockers	17-3/4" W x 52-7/8" H x 18-1/2" D	90 lbs.
3906S-1P <sup>1</sup>	1 Parcel Locker (PL6)	17-3/4" W x 52-7/8" H x 18-1/2" D	85 lbs.

#### 6 DOOR HIGH UNITS - 52-7/8" H



**Current Pricing and Volume Discounts Available at Mailboxes.com!**

<sup>1</sup> Specify



#### OUTGOING MAIL COMPARTMENT

Note: Free-Standing 4C horizontal mailboxes include a compartment for outgoing mail collection that is labeled "Outgoing Mail".

For custom 4C mailbox units, specifications & options - see pages 28-31



# 4C Horizontal Mailbox Specifications & Options

see 4C horizontal mailbox units on pages 16 - 29

- Manufactured by Salsbury Industries to USPS-STD-4C Specifications
- 4C Recessed Mounted Mailboxes are Required for New Construction and Major Renovations
- For Indoor or Outdoor Use
- Fully Integrated or Stand-Alone Parcel Lockers
- ADA Compliant Units Available 
  - see pages 19, 23 and 27 or visit: [www.mailboxes.com/ADA-4C-Mailboxes](http://www.mailboxes.com/ADA-4C-Mailboxes)




**Current Pricing and Volume Discounts Available at Mailboxes.com!**



# 4C

Note: Salsbury custom recessed mounted 4C horizontal mailboxes and parcel lockers are U.S.P.S. approved and meet the specifications of USPS-STD-4C. 4C mailboxes are required for new construction and major renovations. Salsbury custom surface mounted and free-standing units include a U.S.P.S. approved 4C horizontal mailbox, matching enclosure and master commercial locks for private access.

## 4C MAILBOX CONFIGURATOR



Access our 4C Configurator at:  
[www.mailboxes.com/Mailbox-Configurator](http://www.mailboxes.com/Mailbox-Configurator)

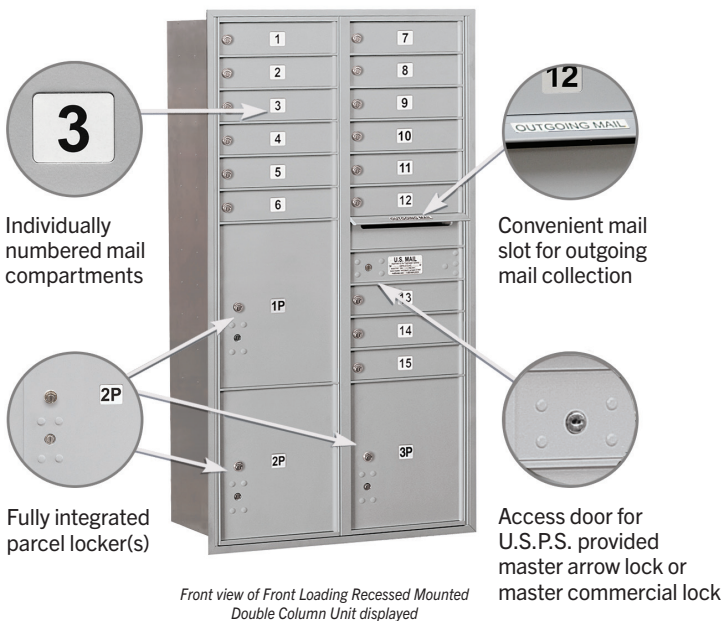
Our 4C mailbox configurator will assist in determining the ideal combination of mailboxes and parcel lockers based on your specific requirements. This robust tool also allows you to customize 4C mailbox units and add numbering sequences to drawings. In addition to clear and easy to read elevation line drawings with dimensions, our online mailbox configurator will also provide you with PDF, Word, Excel and AutoCAD drawing files to download for your project. Purchasing products and requesting a quote online is simple and convenient.

## DESIGN ASSISTANCE


Our design engineers are available to architects, specification writers and individuals involved in the design of mail distribution facilities, apartment complexes and commercial buildings. Visit the informative Architect Resources section of our website at: [www.mailboxes.com/Architectural-Resources](http://www.mailboxes.com/Architectural-Resources) to download specifications, technical drawings, AutoCAD, BIM/Revit models and Augmented Reality (AR) models. You can also submit required layout and options for a price quotation.

Custom recessed mounted 4C horizontal mailboxes in aluminum finish with optional custom engraved doors - black filled (#3774) displayed

Front loading units include one or two (2) master door(s) that swing(s) on continuous integral hinges. The outgoing mail compartment includes the access door and cannot be used for mail distribution. The rear of the unit incorporates a solid rear cover. Note: U.S.P.S. standard 4C requires a minimum of one parcel locker for every five (5) tenant compartments. Parcel lockers are not required for installation sites with less than five (5) tenant compartments.



Front view of Front Loading Recessed Mounted Double Column Unit displayed



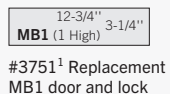
Front view of Front Loading Recessed Mounted Double Column Unit with Doors Open displayed

## 4C HORIZONTAL MAILBOX SPECIFICATIONS & OPTIONS


FOR RECESSED MOUNTED, SURFACE MOUNTED AND FREE-STANDING MAILBOX UNITS

### MAILBOX DOOR SIZES

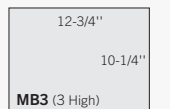
Each aluminum door includes a heavy duty five (5) pin cylinder cam lock with a dust/rain shield and three (3) keys.



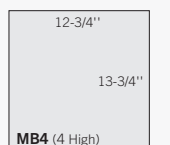
#3751<sup>1</sup> Replacement MB1 door and lock



#3752<sup>1</sup> Replacement MB2 door and lock



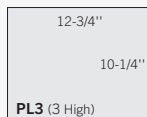
#3753<sup>1</sup> Replacement MB3 door and lock




#3754<sup>1</sup> Replacement MB4 door and lock

### PARCEL LOCKER DOOR SIZES


Parcel lockers offer tenants a convenient way to receive packages on site and are fit with a two (2) key security system.




#3753P<sup>1</sup> Replacement PL3 door and lock




#3754P<sup>1</sup> Replacement PL4 door and lock



#3754.5P<sup>1</sup> Replacement PL4.5 door and lock



#3755P<sup>1</sup> Replacement PL5 door and lock



#3756P<sup>1</sup> Replacement PL6 door and lock

<sup>1</sup> Specify



### FINISHES


The durable and corrosion resistant 4C units feature a durable powder coated finish available in aluminum, bronze, sandstone or black. Custom finishes (#3766) are available as an option upon request – minimum order of (100) doors.

### DOOR IDENTIFICATION

Each standard 4C horizontal mailbox door has a 1" high number. The outgoing mail compartment is labeled "Outgoing Mail" and the parcel locker(s) are labeled with a "1P", "2P", etc. Custom identification systems are available as an option upon request.

### CUSTOM ENGRAVED PLACARDS

1-3/4" W x 1-1/2" H custom engraved self-adhesive placards are available as an option upon request. (#3767)



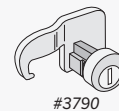
#3767

### OUTGOING MAIL COMPARTMENTS

One compartment in each unit is labeled "Outgoing Mail" and includes a weather protection flap and a 11-3/4" W x 3/4" H mail slot.

### LOCKS

Each 4C mailbox door includes a heavy duty five (5) pin cylinder cam lock with a dust/rain shield and three (3) keys (2,000 different key changes). (#3790-5 - set of (5) #3790 locks)




#3790

- Additional keys per lock when ordering (#3798)
- Key blanks - box of (50) (#3799)
- Custom lock installation - cylinders provided by owner (for installations not serviced by the U.S.P.S.) (100 door minimum) (#3793)

For installations NOT serviced by the U.S.P.S.

- Mail slots (#3769)
- Standard slot size: 10-3/4" W x 3/4" H
- Custom slot sizes are available upon request.
- Plexiglass window 1-1/8" W x 7/8" H (#3771)
- Outgoing mail slot plug kit (#3770)



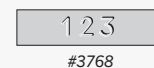
#3769



#3771

### CUSTOM ENGRAVED DOORS

- Custom engraved door – regular (#3768)
- Custom engraved door – black filled (#3774)



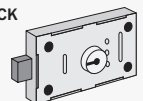
#3768



#3774

### MASTER COMMERCIAL LOCK

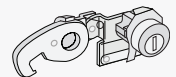
Factory installed if for private access - for front loading mailboxes and parcel lockers - with (2) keys (#3775)



#3775

### TENANT PARCEL LOCKER LOCK

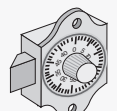
For parcel locker door - with (3) keys (#3776)



#3776

### COMBINATION LOCK

Three (3) digit single dial combination lock with spring latch and automatic throw-off (for installations not serviced by the U.S.P.S.). Combination numbers can be changed by owner. (#3786)



#3786